


The Eaton logo, featuring the word "EATON" in a bold, white, sans-serif font with a vertical line separating it from the "Powerware" text.The word "Powerware" in a white, sans-serif font, positioned to the right of the Eaton logo.

Powerware 9155 8–30 kVA

Powerware 9355 8–40 kVA

A man in a grey button-down shirt is shown in profile, looking down at a control panel on a black Powerware UPS unit. He is in a server room with racks of equipment and a metal railing in the background. The lighting is bright, highlighting the man and the equipment.

**Reliability in
tough places
easier than ever**

Like never before

Eaton, under the Powerware brand, the number one UPS manufacturer in the world in the above-5-kVA category*, introduces a new high-end product. The new Powerware 9155 and 9355 combine good looks with uncompromised efficiency and reliability. It provides an affordable solution for 24/7 power protection across a wide range of critical IT and electrical engineering applications. The 9155 and 9355 cover the power range 8–40 kVA and can be paralleled for redundancy and capacity using Eaton's patented Hot Sync® technology.

**Frost & Sullivan: World UPS market 2003*



1. POWER FAILURE



2. POWER SAG



3. POWER SURGE




4. UNDERVOLTAGE



5. OVERVOLTAGE



6. SWITCHING TRANSIENT



7. LINE NOISE



8. FREQUENCY VARIATION



9. HARMONIC DISTORTION



Never before has a UPS been so powerful, yet so slim.

And never before has a UPS had such a combination of features and benefits.

Powerware 9155 and 9355 combine style and small footprint with high performance. With its elegant black casing and its fully graphic, blue backlit LCD display, its strikingly modern appearance sets it clearly apart from the computer-grey masses of older equipment usually found in offices and server rooms.

Reliable

But good looks are just the surface. The 9155 and 9355 are a Series 9 UPSs, meaning that they protect from all of the nine types of most common power disturbances.

Thanks to Eaton's patented Hot Sync technology, two or more UPS units can be paralleled to provide no-compromise protection of the load even if one of the units is out of commission for service. More than that, the 9155 and 9355's design incorporate well thought-through solutions geared to keep their total life-cycle cost at the lowest possible level.

For example, they have up to 93% efficiency, provide 0.99 input power factor and are rated for 0.9 output power factor loads.

Easy to use

Floor space is expensive. That is why the 9155 and 9355 were designed in a slim, compact tower to provide maximum power per square metre. Their small footprint also means that you will be able to increase your UPS capacity considerably without expanding your present server room. Not to mention easier transport and installation.

Even the standard battery configuration provides integral 31 minutes of backup time (at 20 kVA computer load), and you can extend it to several hours by adding extra battery packs.

The fully graphic LCD display with blue backlight makes the 9155 and 9355 easy to control and monitor. For example, the inputs and outputs are configurable, enabling UPS customisation for the critical application.

With a bundled software suite and a wide range of communication options, the 9155 and 9355 are easy to run remotely using a variety of protocols.

The 9155 and 9355 offer you confidence that lets you stop worrying about power.

Powerware 9155 and 9355 feature inherent reliability. Only the most reliable hardware and technologies are used in their manufacture.

INFORMATION TECHNOLOGY SOLUTIONS

- Data networks, particularly in areas with frequent mains disturbances
- Web server hotels
- Telecom applications
- Financial institutions

ELECTRICAL ENGINEERING SOLUTIONS

- Office buildings
- Manufacturing machinery
- Process control

Reliable hardware, software and world-class service

If your business or application depends on a continuous power supply, look at the Powerware 9155 and Powerware 9355. They will provide you with the most reliable and affordable power protection today, packed in an elegant casing.



Thanks to its new advanced rectifier technology, the 9155 and 9355 give you the best in input power factor control (0.99 PF). Through their low harmonics content (2-5% THDi), the 9155 and 9355 are extremely mains-friendly.

Reliability is increased by advanced battery management functions such as ABM™ (Advanced Battery Management), automatic discharge testing and temperature

compensated charging voltage. Together, they can increase your battery lifetime considerably and will make sure your batteries — the most important component of the UPS — always remain in top condition!

Because the 9155 and 9355 come bundled with a software suite, you have total control over the system. The software package includes shutdown software, basic-level monitoring and integrates your UPS to your data network.

No mechanical device will run forever without servicing. That is why Eaton offers you additional peace of mind through a range of service agreement options that can easily be customised to your needs and budget. Your Eaton representative will be happy to tell you more.

POWERWARE 9155 AND POWERWARE 9355

Feature	Benefit
Double conversion topology	Trouble-free output. Solution for critical 24/7 applications. Zero-break thyristor transfer to bypass for fault clearing.
Input power factor control (PFC)	Active 0.99 input power factor control leading to low current distortion in the input. Network friendly and reduces harmonics up to 5% THDi level.
Hot Sync®	Patented paralleling technology requires no communication between modules, eliminating a system-level single point of failure.
Advanced Battery Management (ABM™)	Reduced battery corrosion resulting significantly longer battery lifetime.
Self-diagnostics	No unexpected failures. Digital DSP technology constantly monitors internal UPS operation.
High output power factor rating	0.9 output power factor is suitable for today's PFC computer and server loads.
Communication options	Wide range of options for network and building management uses, selectable Web/SNMP or ModBus/Jbus as needed.

Highlights that (almost) let you forget about power

Active power factor control for less disturbances in low-voltage networks

Thanks to their cutting-edge active-front rectifier, the 9155 and 9355 provide a perfect sine-wave input and 0.99 input power factor. This means that they avoid disturbances in the feeding mains network that energy converters tend to cause. With minimal current distortion (2-5% THDi) the 9155 and 9355 are extremely "mains-friendly" and do not require special harmonics filtering.

Hot Sync—unbreakable security

Hot Sync parallels two or more UPS units. Units are capable of load sharing without the need for communications wiring, hitherto the most vulnerable point of failure in all UPS systems. Each Powerware module has the ability to synchronise and support the critical load independently of the other modules. Thus all critical loads are supported by UPS-grade power, whatever maintenance needs—scheduled or unscheduled—should arise.

Hot Sync—redundant is an N+1 module system allowing full maintenance to be performed on all modules and the parallel cabinet without the need for an external maintenance bypass and without having to remove the critical load from conditioned power.


ABM—significantly more battery life

ABM constantly monitors battery charge status and only recharges when necessary. Compared with the traditional trickle-charging method, this reduces battery corrosion enough to provide significantly longer battery lifetimes! ABM compensates for changes in ambient temperature for proper charging.

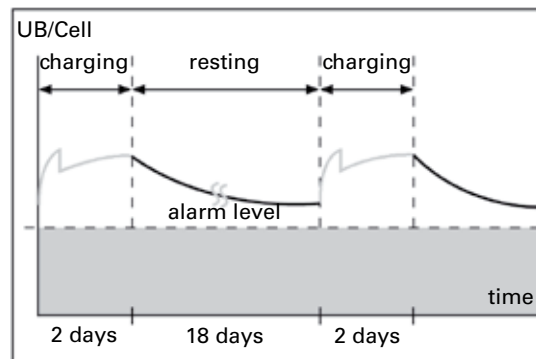
Battery monitoring provides real-time information on battery string health and remaining runtime. This allows you to proactively plan maintenance operations instead of reacting to emerging problems. UPS tests the batteries regularly with the rectifier connected, thus providing consistent test results regardless of inverter load at testing time. Moreover, as the load is never supported by the battery alone, the UPS will keep your critical load adequately protected at all times.

Communication options—connect anywhere

ConnectUPS Web/SNMP card is a complete UPS monitoring, control and shutdown solution in a networked IT environment. In case of alert the Web/SNMP card can notify users and administrators through email and SNMP traps. In case of a prolonged power failure the protected computer systems can be



Hot Sync Redundant / Capacity



ABM™ with the intermittent charging method



Web card view of the UPS in a browser

shut down in a graceful manner with NetWatch and LanSafe software.

HTTP, SNMP, e-mail, WAP and Telnet compatibility enable dynamic and versatile support for a large variety of system configurations.

The XSlot™ card for the 9155 and 9355 also integrates a 3-port switching hub to support multiple PCs or networking equipment.

Environmental Monitoring Probe (EMP) enables you to remotely monitor environmental conditions as easily as you monitor power conditions. It adds temperature, humidity and two contact closure monitoring capabilities to ConnectUPS Web/SNMP card. It can trigger operating system shutdown if user-defined thresholds are exceeded or contact closure status changes.

Relay/AS400 card provides an easy connection to IBM AS/400 series computers as well as industrial and building management systems. You can also build a solution for a remote ON/OFF function with the relay card.

Powerware Modbus Card is an XSlot UPS connectivity device that provides continuous, reliable and accurate remote monitoring of your UPS system through a Building Management System (BMS) or Industrial


Automation System (IAS). The card integrates data from the UPS into the user's management system using Modicon®, Modbus RTU Protocol. Key power quality and UPS status information may be monitored in real time to aid in the management of the UPS and notification of potential power problems.

Multi-Server card is a power quality connectivity product designed to enable multiple devices connected to a single UPS system to be managed and controlled independently. The Multi-Server Card allows separate communication with up to six connected servers with mixed operating systems.

PowerVision software monitors one or multiple UPSs, power distribution and environmental sensors across the enterprise and alarms the administrator in case of events. Its data analysis tools and graphical views help prevent problems before they occur.

Powerware Software Suite CD-ROM is bundled with every UPS. It contains LanSafe and NetWatch shutdown solutions as well as a 30 day trial of PowerVision monitoring software.

Please check www.powerware.com/Software/Products.asp for latest information.




Dimensions

20-40 kVA



8-15 kVA



Accessories

External Maintenance Bypass Switch (MBS)

9155-MBS-15kVA	15 kg
9355-MBS-15kVA	17 kg
9355-MBS-30kVA	30 kg



Battery cabinets (BAT) for 8-15 kVA

9X55-BAT5-64x7Ah	195 kg	(5 years)
9X55-BAT5-96x7Ah	310 kg	(5 years)
9X55-BAT10-64x7Ah	195 kg	(10 years)
9X55-BAT10-96x7Ah	310 kg	(10 years)
9X55-BAT10-L-32x24Ah	480 kg	(10 years)
9X55-BAT10-L-64x24Ah	800 kg	(10 years)

Battery cabinets (BAT) for 20-40 kVA

9X55-BAT-1x24Ah	510 kg	(10 years)
9X55-BAT-2x24Ah	870 kg	(10 years)
9X55-BAT10-1x110	520 kg	(10 years)
9X55-BAT10-2x110	890 kg	(10 years)

Connectivity

- XSlot: Web/SNMP card
- XSlot: AS/400 relays card
- XSlot: RS232 port
- XSlot: Modbus/Jbus card
- XSlot: Hot Sync card

Specials:

- Isolation output transformer
- Input isolation transformer
- Special colours
- MarineUPS version

Technical specifications

Powerware 9155 and Powerware 9355

Rating	8 kVA	10 kVA	12 kVA	15 kVA	20 kVA	30 kVA	40 kVA
Part number	9155-8-S	9155-10-S	-	-	-	-	-
	9155-8-S	9155-10-N	9155-12-N	9155-15-N	9155-20-N	9155-30-N	-
	9355-8-N	9355-10-N	9355-12-N	9355-15-N	9355-20-N	9355-30-N	9355-40-N
Capacity (kVA/kW)	8 / 7.2	10 / 9	12 / 10.5	15 / 13.5	20 / 18	30 / 27	40 / 36
Dimensions HxWxD (mm)	817x305x702				1684x494x762		
With extra runtime	1214x305x702						
Weight							
UPS+1xBAT	155 kg	155 kg	160 kg	160 kg	300 kg	400 kg	517 kg
UPS+2xBAT	265 kg	265 kg	270 kg	270 kg	400-600 kg	500-600 kg	617 kg
Input connection	UPS input hardwired, Bypass input (redundancy) hardwired						
Output connection	1-ph (9155), 3-ph (9355), UPS output hardwired						
Typical runtime							
UPS+1xBAT	15 min	10 min	8 min	5 min	5 min	- min	- min
UPS+2xBAT	33 min	25 min	20 min	15 min	23 min	7 min	- min
UPS+3xBAT	49 min	40 min	28 min	22 min	22 min	13 min	8 min
UPS+4xBAT	79 min	57 min	45 min	37 min	31 min	20 min	12 min
Operational							
Nominal input voltage (Vac)	S models: 220/230/240 Vac single phase; N models: 220/380, 230/400, 240/415 Vac three phase						
Input voltage range	±20% from nominal at 100% load, -50%, +20% from nominal at 50% load						
Operating frequency	50/60 Hz (45 to 65 Hz)						
Input power factor	0,99						
Input current distortion	2-5% THD in nominal load condition						
Nominal output voltage	220/230/240 Vac single phase (9155), 380/400/415 three phase (9355)						
Output voltage regulation	±2% static; ±5% dynamic at 100% load change, < 1 ms response time						
Overload capacity	150% for 1 min / 125% for 10 min / 110% for 60 min (mains available) 150% for 5 sec (on battery)						
Permitted load power factors	0,7 lag – 0,8 leading, no derating needed						
Efficiency	92% with computer load, 93% with linear load						
User interface							
LCD display	Graphical LCD with blue backlight: English, French, German and Spanish languages std.						
LED	4 LED						
Standard communication ports	1 x RS232 for local support, 2 x XSlot (empty); 1 x relay contact, 1 x emergency power-off input, 2 x environmental input						
Optional	External battery cabinets; Temperature Probe (EMP) Isolation transformer; External Maintenance Bypass Switch (MBS) Slot connectivity: Web/SNMP, Modbus/Jbus, Relay, Hot Sync, RS 232 cards						
Environmental							
Operating temperature	0°C to +40°C, +45°C with 7,5% derating; Batteries recommended max. +25°C						
Storage temperature	-15°C to +45°C						
Altitude	< 1000 m						
Audible noise	< 50 dB(A) at 1 meter (noise less room); 53 dB(A) according to ISO 7779						
Certification							
Quality	ISO 9001: 2000 and ISO 14001:1996						
Markings	CE and GOST marking						
Safety	IEC 62040-1-1, IEC 60950, EN 62040-1-1						
EMC	EN 50091-2 Class A						

EUROPE/MIDDLE EAST/
AFRICA LOCATIONS

CZECH

Sedmidomky 457
101 00 Praha 10
tel: +420 272 760 365

DENMARK

Østmarken 9
DK-2860 Søborg
Tel. +45 3686 7910

FINLAND

Koskelontie 13
FIN-02920 Espoo
Tel. +358-9-452 661

FRANCE

ZAC des Delâches
BP 1077
GOMETZ-LE-CHATEL
F-91940 Les Ulis
Tel. +33-1-60 12 74 00

NORWAY

Rosenholmveien 25
1410 Kolbotn
Tel. +47 23 03 65 50

ITALY

Via Matteotti, 8
20060 Pessano Con Bornago
Milano
Tel. +39-02-95542.1

GERMANY

Karl-Bold Strasse 40
D-77855 Achern
Tel. +49 7841 604 0

POLAND

93/105 Chrościckiego Str
02-414 Warsaw
Tel. +48 22 331 85 24

RUSSIA

Electrozavodskaya str. 33, building 4
107076 Moscow
Tel. +7 495 981 37 70

SLOVAKIA

Vajnorská 89
831 04 Bratislava
Tel: +421 2 4463 7046

SWEDEN

Kista Science Tower
SE-164 51 Kista
Tel. +46-8-598 940 00

UNITED KINGDOM

221 Dover Road
Slough SL1 4RF
Berkshire
Tel. +44-1753-608 700

AMERICAS

UNITED STATES

World headquarters
8609 Six Forks Road
Raleigh, NC 27615
Tel. +1 919 872 3020

5847 San Felipe – Suite

1700

Houston, TX 77057

Tel. +1 713 821 1461

ARGENTINA

Belgrano 768

5th PISO

Buenos Aires 1092

Tel. +54 11 4343 6323

CANADA

380 Carlingview Drive

M9W 5X9

Toronto, Ontario

Tel. +1 800 461 798 0112

BRAZIL

Av. Ermano Marchetti 1435

Agua Branca

05038-001 Sao Paulo

Tel. +55 11 3616 8503

ASIA PACIFIC

AUSTRALIA

10 Kent Road
Mascot NSW 2020
Tel. +61-2-9693 9366

CHINA

Floor 22-22A, Harbour
Ring Huangpu Center
98 Liu He Road
Shanghai 200001
PR China
Tel. +86 21 6361 5599

HONG KONG

Room 11, 18/F, Kodak
House II
38-39 Healthy Street East
North Point
Tel: +852 2745 6682

INDIA

4, Community Centre
Panchsheel Park
New Delhi 110017
Tel. +91 11 2649 9414 to 18

SINGAPORE

15 Changi Business Park
Central 1
Singapore 486057
Tel. +65 6829 8888

Powerware, Cutler-Hammer, Durant,
Heinemann, Holec and MEM are trade
names, trademarks, and/or service marks
of Eaton Corporation or its subsidiaries
and affiliates. © 2007 Eaton Corporation.

Printed in Finland

1017991-H 3/2007

March 2007

EAT•N

Powerware